



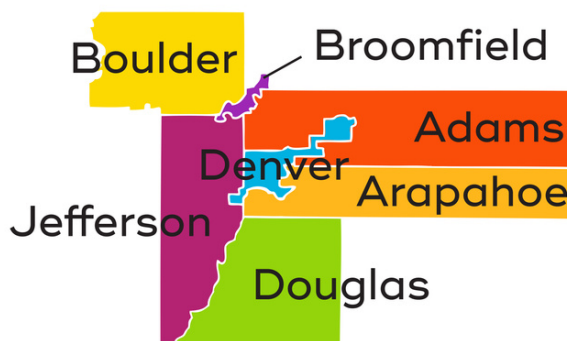
**We Fund Culture.**

**SCFD**

SCFD is the Scientific and Cultural Facilities District, a tax collected and distributed to nearly 300 cultural organizations in our seven-county Denver metro region. Culture creates vibrancy for us individually and collectively. It gives our kids a unique perspective and understanding of the world. It inspires all of us to get off the couch, discover the radical and the beautiful, and stretches our capacity to be transformed. Through our diverse, local culture, we come together, we come to new ideas, we come to our senses. Beginning with taxpayers and with the expert shepherding of the SCFD, our collective mission is simple: **We fund culture.**

## WHAT IS IT AND HOW DOES IT WORK?

- ▶ **1 cent** in sales tax on **\$10 spent** goes to the district
- ▶ **\$84 million in 2022** - supported more than **300** organizations of all sizes in all seven district counties
- ▶ SCFD is the only cultural funding model in the nation that serves a region of seven counties.



	<b>13.4 million</b> attendees	
<b>Real Impact</b>	<b>300+</b> culture and scientific organizations	
<b>\$84 million</b>	<b>10,200 jobs</b>	<b>3 million</b> kids served
<b>SCFD</b>	<b>#WeFundCulture #CultureForAll</b>	

\*2021 data




**We Fund Culture.**

**SCFD**

## SCFD All Grown Up

# 1989

- 6 counties
- 1.8M Population
- 134 Organizations
- 14M distribution



# 2022

- 7 counties
- 3.2M Population
- 300+ Organizations
- 84M distribution

## ATTENDANCE

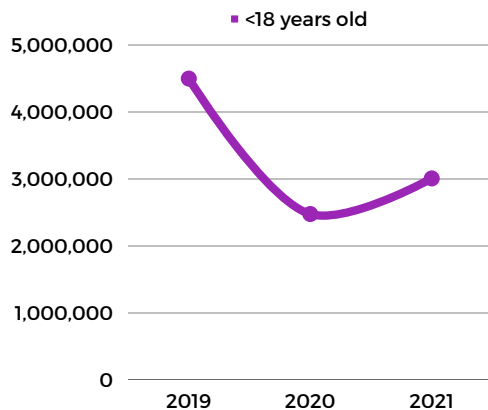
2019 was the second highest attendance recorded in SCFD history at just over 16M connections.

Due to the pandemic total attendance in 2020 dropped to 9.4M, the lowest since 1997. However, organizations found creative ways to still connect virtually and most of it was free!

Attendance began to rebound in 2021 with just over 11M connections.



Youth Attendance



Geographic Attendance

